



ONYX

ADVISORY

Weekly Oil Stocks Report

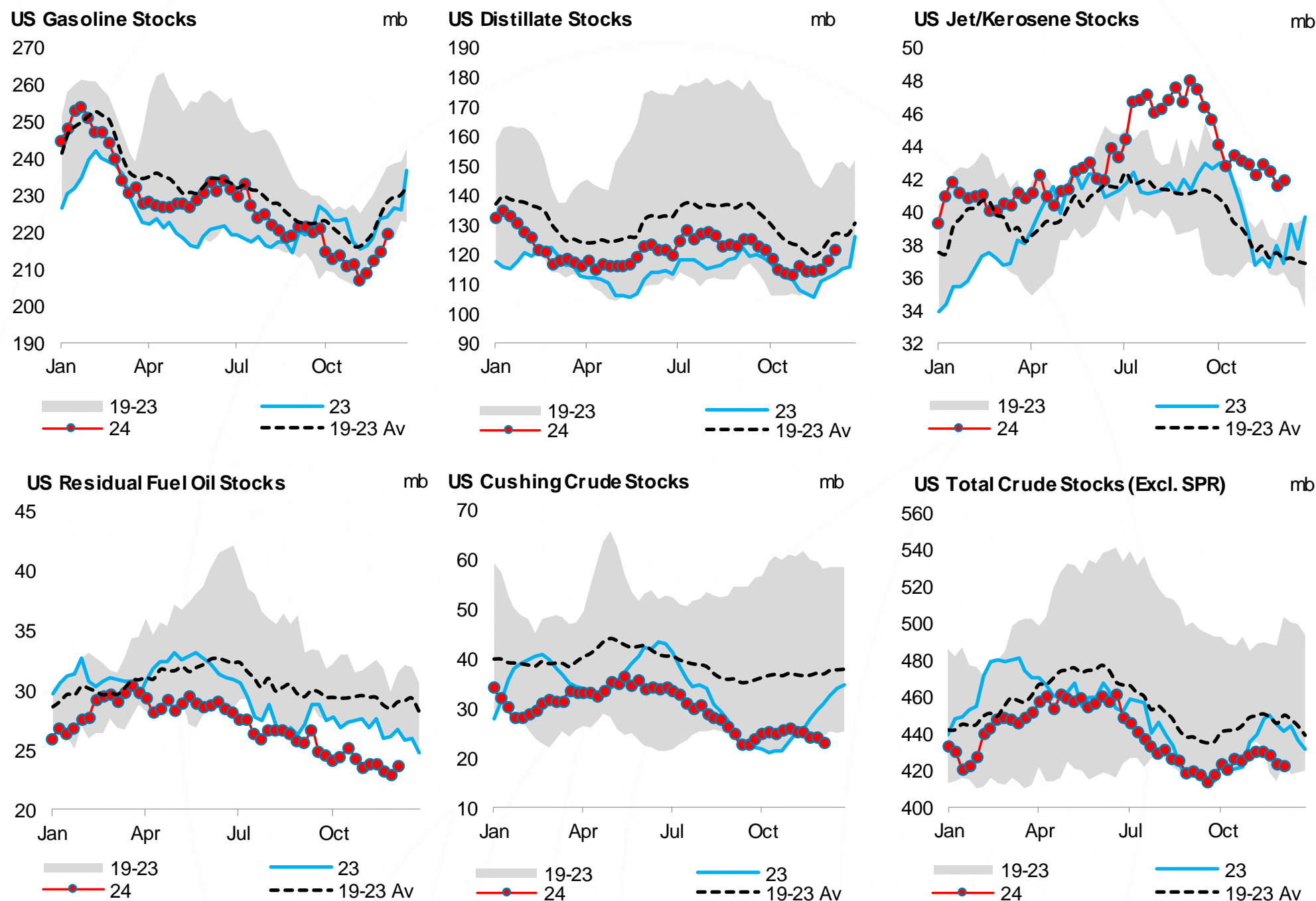
Friday, 13 December 2024



Fig.1 – US EIA crude and product stocks (million barrels)

Week Ending:

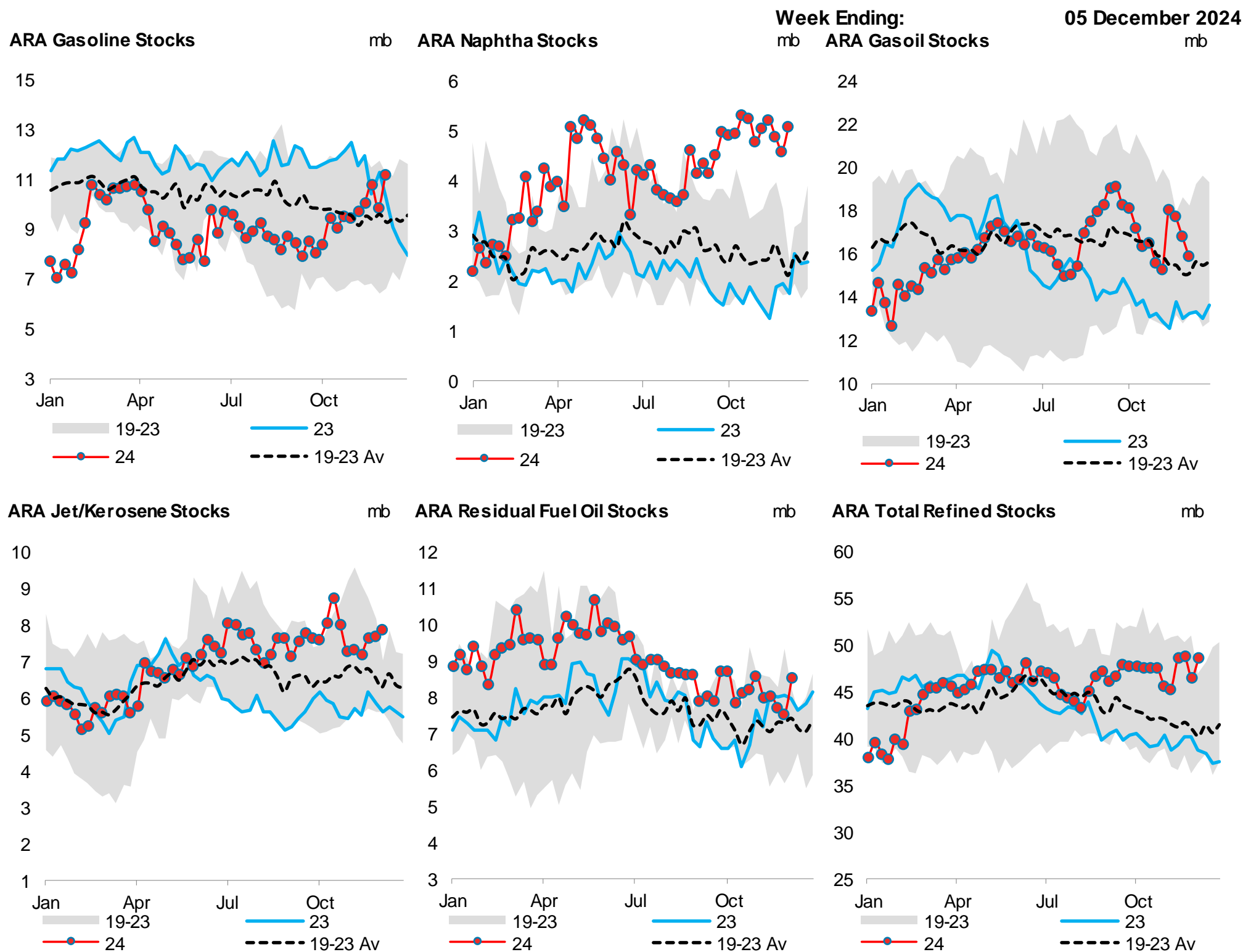
06 December 2024



US Inventories (mb)	06/12/24	v 1 wk ago		v 4 wks ago		v 52 wks ago		v 5 yr av	
		mb	%	mb	%	mb	%	mb	%
Crude	421.95	-1.43	-0.3%	-7.80	-1.8%	-18.82	-4.3%	-26.07	-5.8%
Cushing	22.89	-1.30	-5.4%	-2.30	-9.1%	-7.89	-25.6%	-14.29	-38.4%
Gasoline	219.69	5.09	2.4%	12.82	6.2%	-4.32	-1.9%	-8.78	-3.8%
Jet/Kerosene	41.91	0.25	0.6%	-0.30	-0.7%	5.06	13.7%	5.20	14.2%
Distillate	121.34	3.24	2.7%	6.92	6.0%	7.80	6.9%	-5.43	-4.3%
Diesel (<15 ppm)	112.94	3.22	2.9%	7.78	7.4%	8.50	8.1%	-2.23	-1.9%
Heating Oil (>15ppm)	8.39	0.01	0.2%	-0.86	-9.3%	-0.71	-7.8%	-3.20	-27.6%
Residual Fuel Oil	23.70	0.74	3.2%	-0.03	-0.1%	-2.96	-11.1%	-5.43	-18.7%
Unfinished Oils	79.05	-1.51	-1.9%	-3.84	-4.6%	-9.05	-10.3%	-7.96	-9.1%
Total Products	814.44	0.51	0.1%	3.42	0.4%	-4.11	-0.5%	-6.19	-0.8%
Total Crude & Product	1236.39	-0.92	-0.1%	-4.38	-0.4%	-22.93	-1.8%	-32.27	-2.5%
SPR Crude	392.53	0.72	0.2%	4.74	1.2%	40.62	11.5%	-128.70	-24.7%

Source: US Energy Information Administration, Onyx Capital Advisory Group

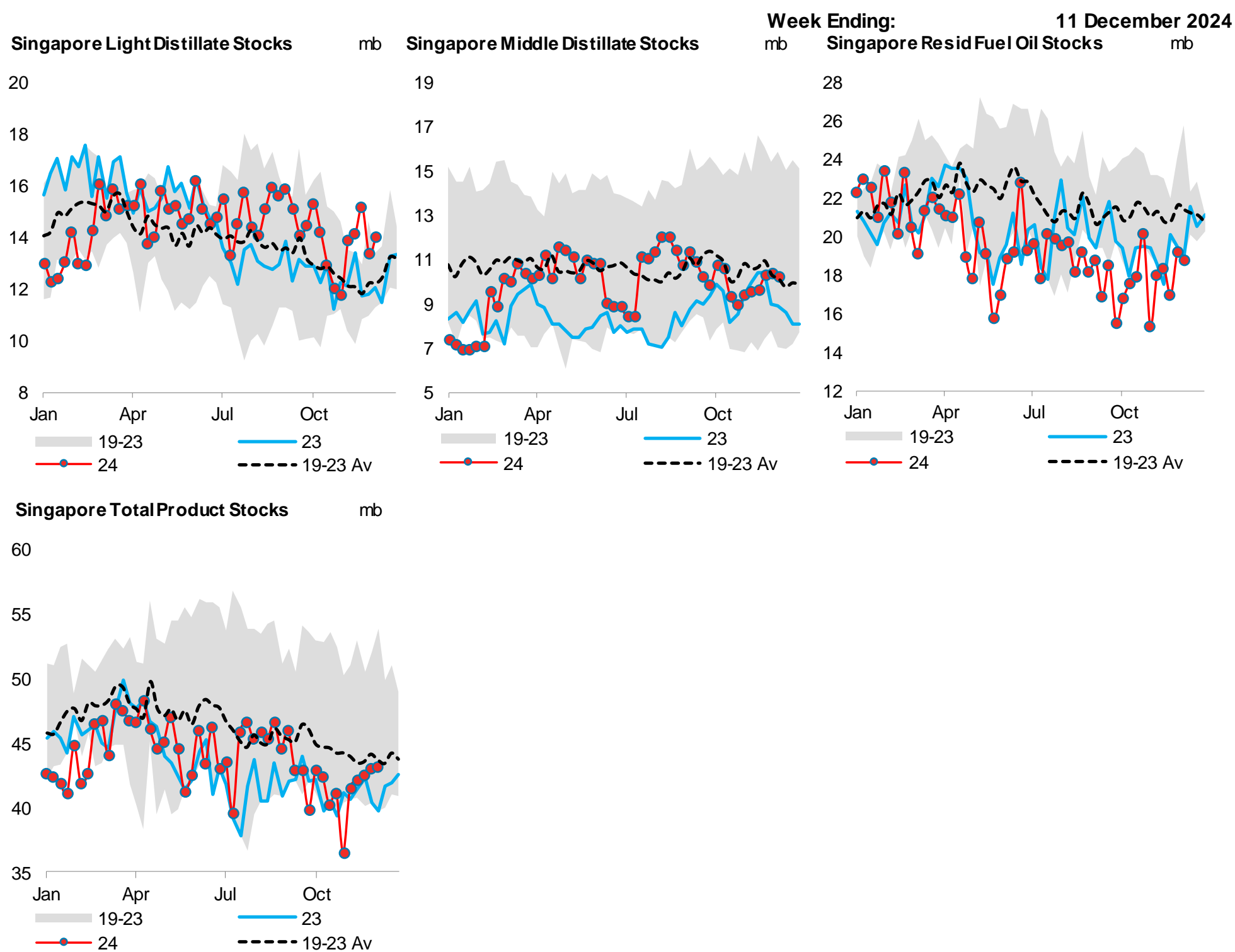
Fig.2 – Weekly ARA independent storage of oil product stocks (million barrels)



ARA Inventories (mb)	05/12/24	v 1 wk ago		v 4 wks ago		v 52 wks ago		v 5 yr av	
		mb	%	mb	%	mb	%	mb	%
Gasoline	11.21	1.34	13.6%	1.51	15.6%	0.97	9.5%	1.51	15.6%
Naphtha	5.09	0.49	10.6%	0.04	0.7%	3.34	190.4%	2.93	136.0%
Gasoil	15.89	-0.94	-5.6%	0.65	4.3%	2.69	20.3%	0.34	2.2%
Jet/kerosene	7.85	0.17	2.2%	0.54	7.4%	2.24	39.9%	1.29	19.7%
Resid Fuel Oil	8.52	0.99	13.1%	0.53	6.7%	0.56	7.0%	1.31	18.1%
Total	48.56	2.04	4.4%	3.27	7.2%	9.79	25.2%	7.39	17.9%

Source: Insights Global (PJK International B.V.), Onyx Capital Advisory Group

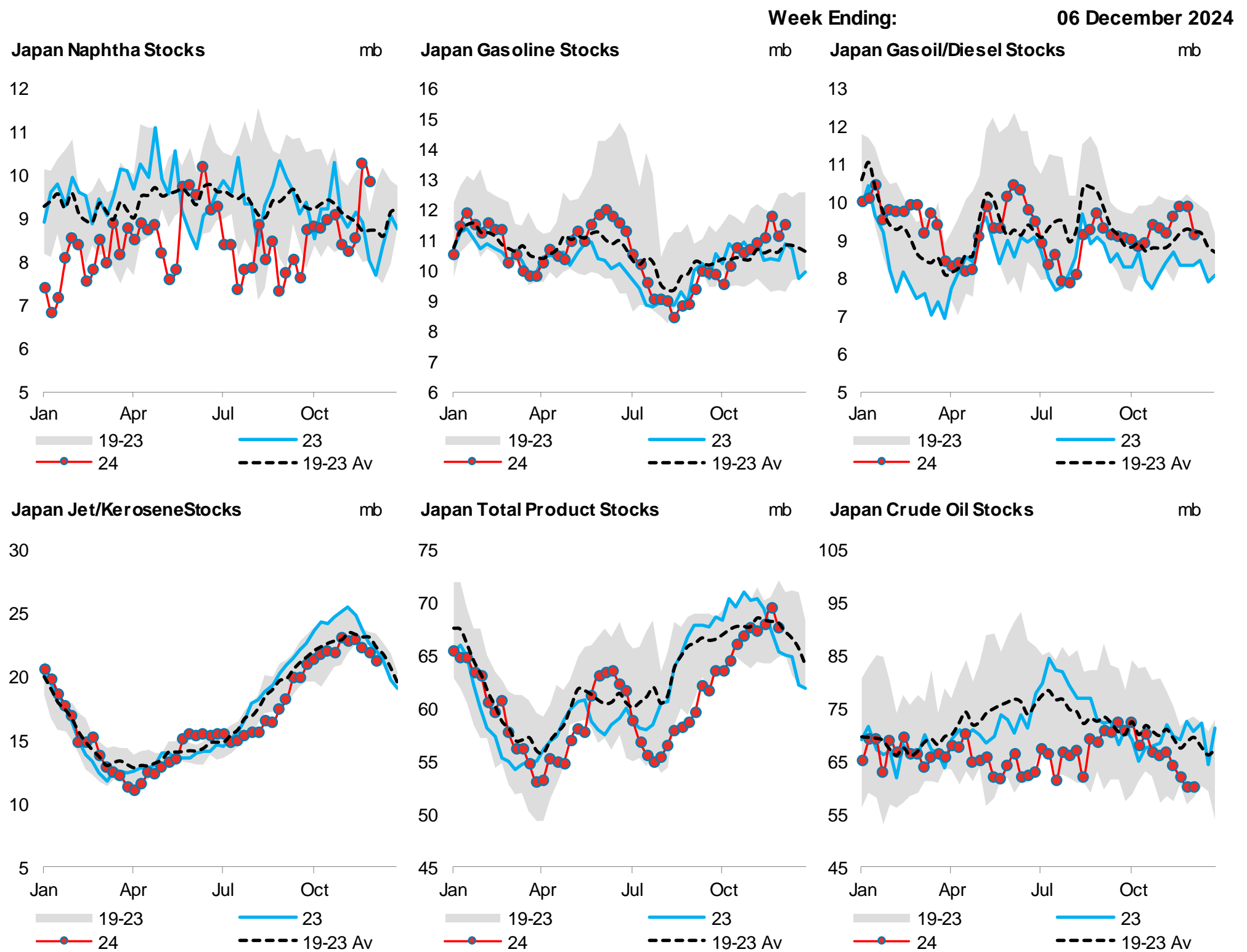
Fig.3 – Weekly Singapore oil product stocks (million barrels)



Singapore Inventories (mb)	11/12/24	v 1 wk ago		v 4 wks ago		v 52 wks ago		v 5 yr av	
		mb	%	mb	%	mb	%	mb	%
Light Distillate	14.035	0.00	0.0%	-0.09	-0.6%	2.54	22.0%	1.585	12.7%
Middle Distillate	10.239	0.00	0.0%	0.60	6.2%	1.60	18.5%	0.238	2.4%
Residual Fuel Oil	18.788	0.00	0.0%	0.44	2.4%	-2.78	-12.9%	-2.239	-10.6%
Total	43.062	0.00	0.0%	0.95	2.3%	1.35	3.2%	-0.416	-1.0%

Source: International Enterprise, Onyx Capital Advisory Group

Fig.4 – Weekly Japan crude and oil product stocks (million barrels)



Japan Inventories (mb)	06/12/24	v 1 wk ago		v 4 wks ago		v 52 wks ago		v 5 yr av	
		mb	%	mb	%	mb	%	mb	%
Naphtha*
Gasoline	11.53	0.39	3.5%	0.63	5.7%	0.62	5.7%	0.65	6.0%
Jet Kerosene	21.18	-0.67	-3.1%	-1.65	-7.2%	-0.93	-4.2%	-0.45	-2.1%
Gasoil/Diesel	9.15	-0.75	-7.5%	-0.05	-0.6%	0.80	9.6%	0.06	0.7%
Total Products*
Crude Oil	60.23	0.17	0.3%	-6.45	-9.7%	-10.27	-14.6%	-7.96	-11.7%

Source: Petroleum Association of Japan, Onyx Capital Advisory Group *Data not available for the reported week

Any recommendation, prediction, or suggestion as to an investment strategy has been prepared by Onyx Capital Advisory Limited (“Onyx”) in accordance with legal requirements designed to promote the independence of investment research (“Research”). This research is directed at, and therefore should only be relied upon by, clients who have professional experience in matters relating to investments. Onyx’s Research is not directed at retail clients or those in a jurisdiction in which this distribution may be restricted by local regulation or law. Onyx’s publications are prepared without taking into account your specific investment objectives and financial situation, therefore before acting on any information, you should consider its appropriateness. Onyx’s Research should not be regarded as a substitute for obtaining independent professional advice, including investment, tax and legal advice.

Onyx’s policy is to only publish Research that is impartial, independent, clear, fair, and not misleading. Any views expressed are those of Onyx’s at the time the Research was prepared. No assurances or guarantees are given as to the reliability, accuracy, or completeness of any such information or any matter contained in Onyx’s Research and such Research may contain statements which are matters of judgement and which are subject to change at any time without notice. Onyx accepts no duty or liability, whatsoever, to any party in respect of its Research. Under no circumstances will Onyx be responsible for any losses incurred (whatever their nature) by its clients resulting directly or indirectly from the use or interpretation of any information contained in its Research. Such Research is solely produced and published by employees of Onyx and based on publicly available information. Past performance is not indicative of future performance.

Analysts are required to ensure that they have a reasonable basis for their analysis, predictions, and recommendations. Onyx maintains strict regulatory controls to mitigate any conflicts of interest including information barriers and restrictions on the undertaking of personal transactions in financial instruments.

Onyx is registered in England & Wales (company number 11472304) with its registered address at 95 Cromwell Road, Second Floor, London, United Kingdom, SW7 4DL. Onyx is authorised and regulated by the Financial Conduct Authority (FCA no. 822509).