



ONYX

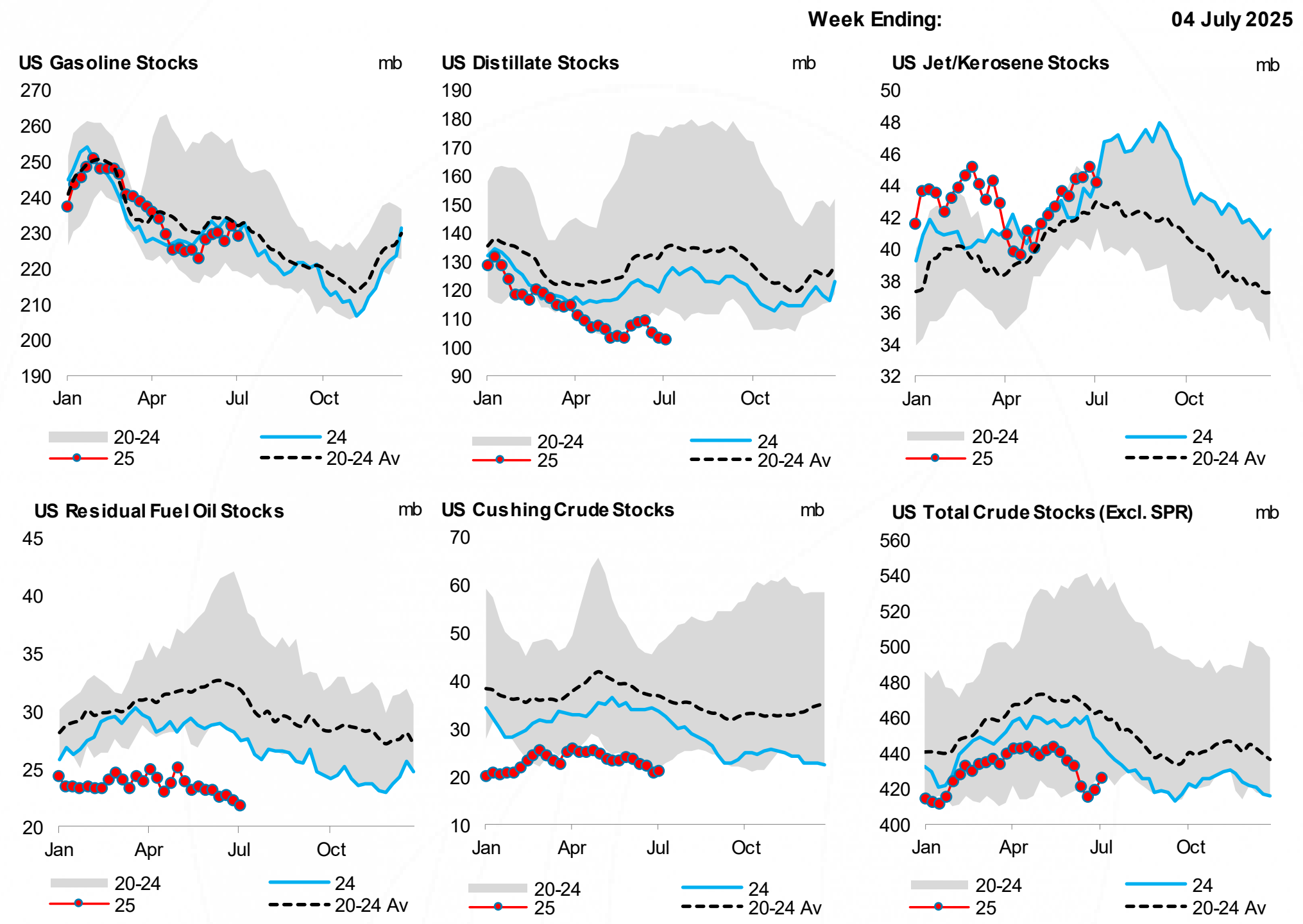
A D V I S O R Y

Weekly Oil Stocks Report

Friday, 11 July 2025



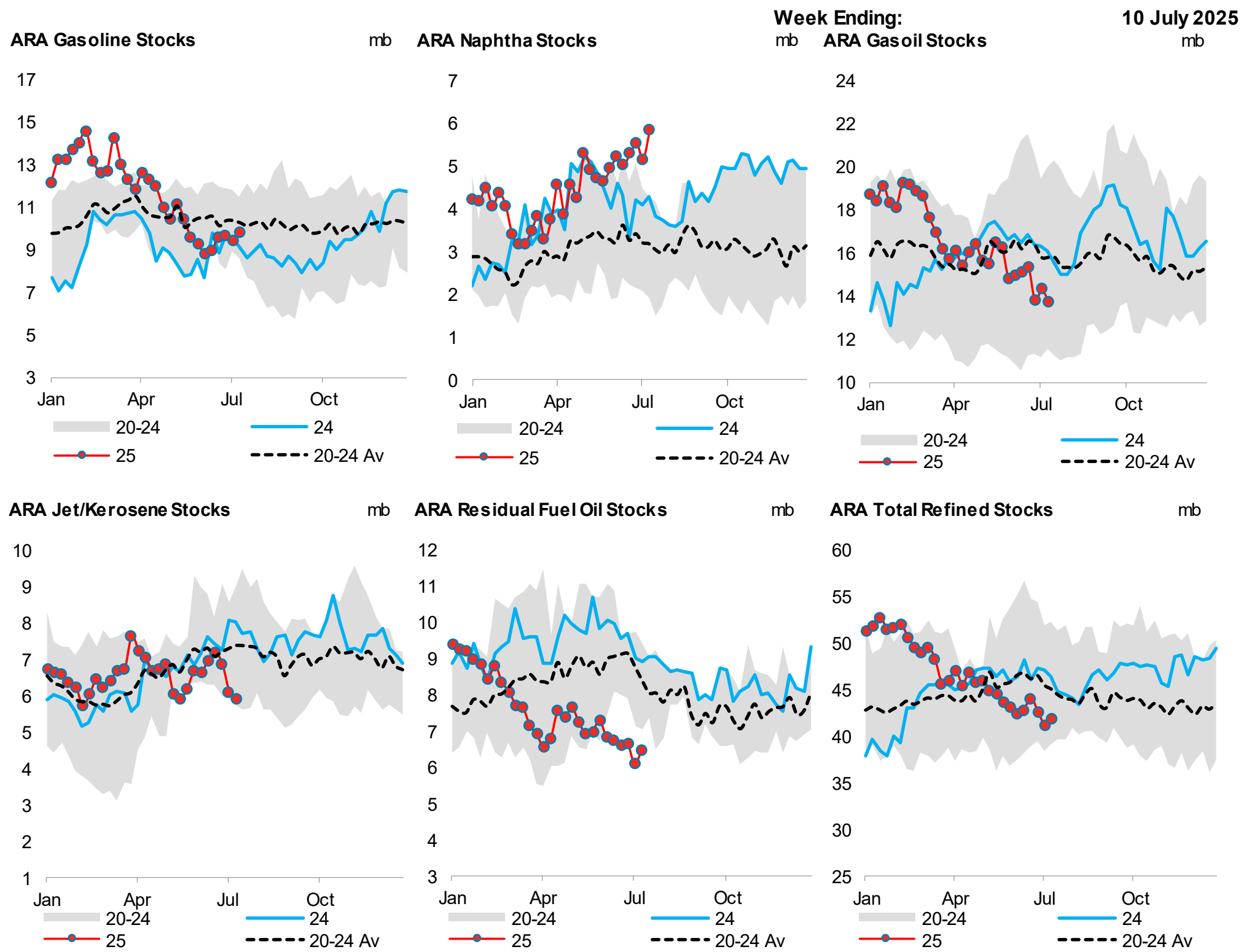
Fig.1 – US EIA crude and product stocks (million barrels)



US Inventories (mb)	04/07/25	v 1 wk ago		v 4 wks ago		v 52 wks ago		v 5 yr av	
		mb	%	mb	%	mb	%	mb	%
Crude	426.02	7.07	1.7%	-6.39	-1.5%	-19.08	-4.3%	-33.89	-7.4%
Cushing	21.20	0.46	2.2%	-2.49	-10.5%	-12.34	-36.8%	-15.45	-42.2%
Gasoline	229.47	-2.66	-1.1%	-0.34	-0.1%	-0.20	-0.1%	-2.36	-1.0%
Jet/Kerosene	44.24	-0.91	-2.0%	0.84	1.9%	-0.22	-0.5%	1.77	4.2%
Distillate	102.80	-0.83	-0.8%	-6.09	-5.6%	-21.82	-17.5%	-32.35	-23.9%
Diesel (<15 ppm)	93.53	-1.51	-1.6%	-5.99	-6.0%	-20.28	-17.8%	-30.26	-24.4%
Heating Oil (>15ppm)	9.27	0.69	8.0%	-0.10	-1.1%	-1.54	-14.2%	-2.09	-18.4%
Residual Fuel Oil	21.83	-0.45	-2.0%	-1.36	-5.9%	-5.63	-20.5%	-9.45	-30.2%
Unfinished Oils	79.42	-1.95	-2.4%	-6.61	-7.7%	-6.24	-7.3%	-8.62	-9.8%
Total Products	820.47	-0.66	-0.1%	11.39	1.4%	-20.06	-2.4%	-18.51	-2.2%
Total Crude & Product	1246.49	6.41	0.5%	4.99	0.4%	-39.13	-3.0%	-52.40	-4.0%
SPR Crude	403.00	0.24	0.1%	0.94	0.2%	29.93	8.0%	-93.48	-18.8%

Source: US Energy Information Administration, Onyx Capital Advisory Group

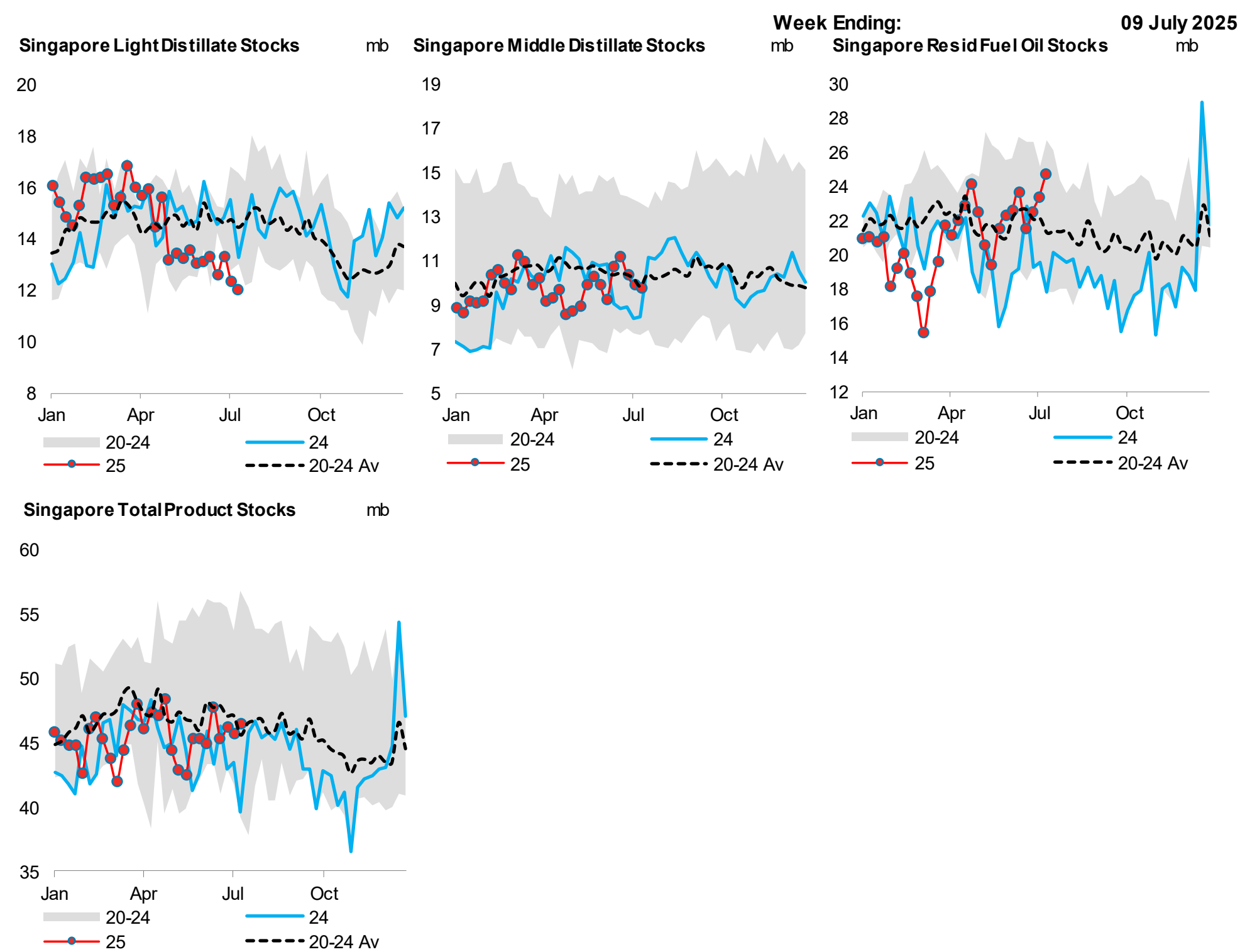
Fig.2 – Weekly ARA independent storage of oil product stocks (million barrels)



ARA Inventories (mb)	10/07/25	v 1 wk ago		v 4 wks ago		v 52 wks ago		v 5 yr av	
		mb	%	mb	%	mb	%	mb	%
Gasoline	9.86	0.39	4.1%	0.88	9.8%	0.73	7.9%	-0.14	-1.4%
Naphtha	5.87	0.70	13.6%	0.85	16.8%	1.57	36.4%	2.73	87.0%
Gasoil	13.77	-0.57	-4.0%	-1.33	-8.8%	-2.33	-14.5%	-2.12	-13.3%
Jet/kerosene	5.93	-0.17	-2.8%	-1.04	-14.9%	-2.10	-26.1%	-1.54	-20.6%
Resid Fuel Oil	6.46	0.37	6.0%	-0.29	-4.3%	-2.44	-27.4%	-1.67	-20.6%
Total	41.89	0.71	1.7%	-0.93	-2.2%	-4.57	-9.8%	-2.74	-6.1%

Source: Insights Global (PJK International B.V.), Onyx Capital Advisory Group

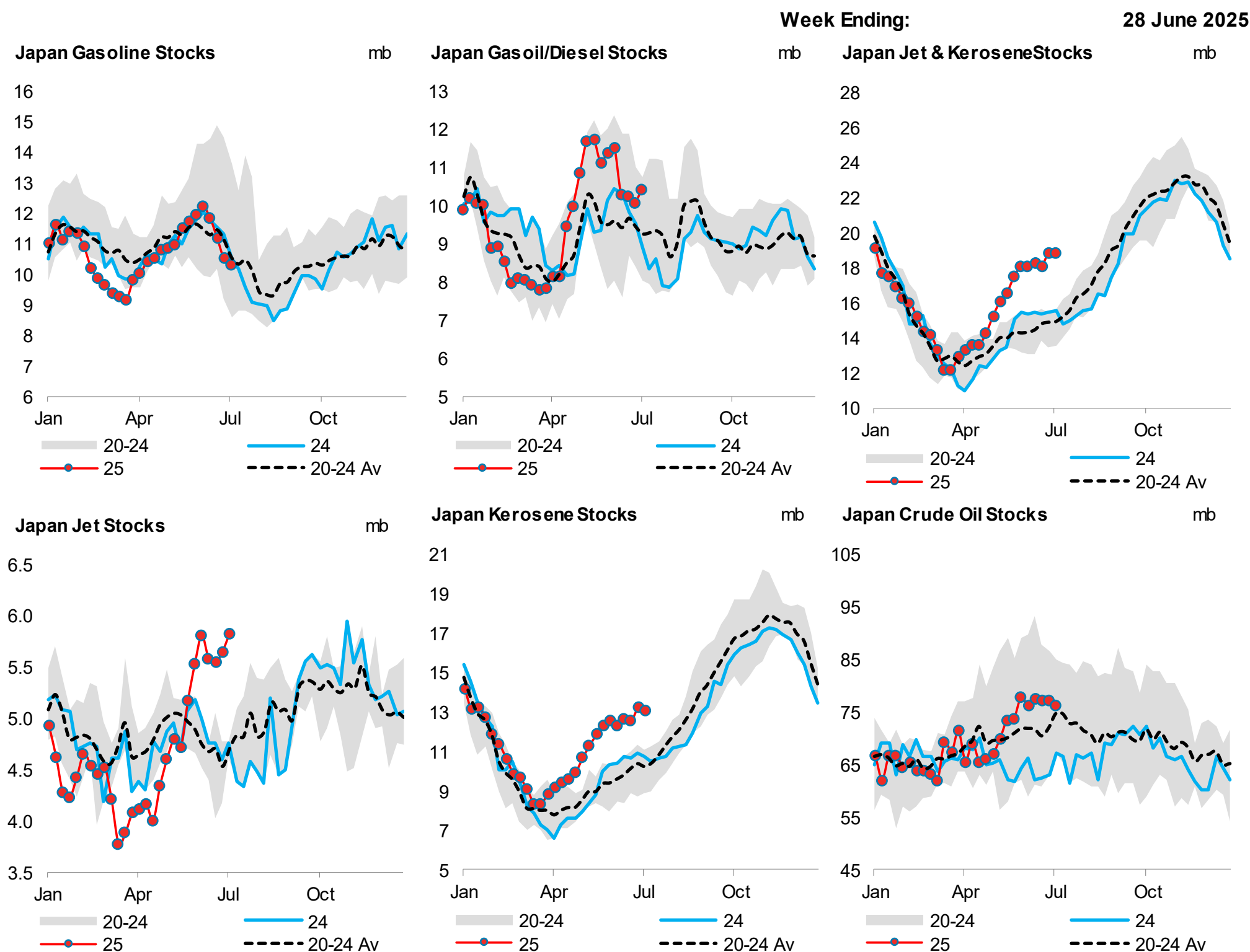
Fig.3 – Weekly Singapore oil product stocks (million barrels)



Singapore Inventories (mb)	09/07/25	v 1 wk ago		v 4 wks ago		v 52 wks ago		v 5 yr av	
		mb	%	mb	%	mb	%	mb	%
Light Distillate	12.004	-0.37	-3.0%	-1.33	-10.0%	-1.30	-9.8%	-2.426	-16.8%
Middle Distillate	9.744	-0.15	-1.5%	-0.97	-9.1%	1.29	15.3%	-0.012	-0.1%
Residual Fuel Oil	24.708	1.33	5.7%	0.99	4.2%	6.90	38.8%	3.472	16.3%
Total	46.456	0.81	1.8%	-1.31	-2.7%	6.89	17.4%	1.034	2.3%

Source: International Enterprise, Onyx Capital Advisory Group

Fig.4 – Weekly Japan crude and oil product stocks (million barrels)



Japan Inventories (mb)	28/06/25	v 1 wk ago		v 4 wks ago		v 52 wks ago		v 5 yr av	
		mb	%	mb	%	mb	%	mb	%
Gasoline	10.52	-0.68	-6.1%	-1.42	-11.9%	-0.79	-7.0%	-0.38	-3.5%
Jet & Kerosene	18.85	0.75	4.2%	0.76	4.2%	3.35	21.6%	3.92	26.3%
Jet	5.65	0.11	1.9%	0.12	2.3%	1.05	22.8%	0.98	20.9%
Kerosene	13.20	0.65	5.2%	0.64	5.1%	2.30	21.0%	2.95	28.7%
Gas oil/Diesel	10.08	-0.20	-1.9%	-1.30	-11.4%	0.56	5.9%	0.56	5.9%
Crude	77.29	0.27	0.4%	-0.37	-0.5%	14.29	22.7%	4.67	6.4%

Source: Petroleum Association of Japan, Onyx Capital Advisory Group *Data not available for the reported week

Any recommendation, prediction, or suggestion as to an investment strategy has been prepared by Onyx Capital Advisory Limited ("Onyx") in accordance with legal requirements designed to promote the independence of investment research ("Research"). This research is directed at, and therefore should only be relied upon by, clients who have professional experience in matters relating to investments. Onyx's Research is not directed at retail clients or those in a jurisdiction in which this distribution may be restricted by local regulation or law. Onyx's publications are prepared without taking into account your specific investment objectives and financial situation, therefore before acting on any information, you should consider its appropriateness. Onyx's Research should not be regarded as a substitute for obtaining independent professional advice, including investment, tax and legal advice.

Onyx's policy is to only publish Research that is impartial, independent, clear, fair, and not misleading. Any views expressed are those of Onyx's at the time the Research was prepared. No assurances or guarantees are given as to the reliability, accuracy, or completeness of any such information or any matter contained in Onyx's Research and such Research may contain statements which are matters of judgement and which are subject to change at any time without notice. Onyx accepts no duty or liability, whatsoever, to any party in respect of its Research. Under no circumstances will Onyx be responsible for any losses incurred (whatever their nature) by its clients resulting directly or indirectly from the use or interpretation of any information contained in its Research. Such Research is solely produced and published by employees of Onyx and based on publicly available information. Past performance is not indicative of future performance.

Analysts are required to ensure that they have a reasonable basis for their analysis, predictions, and recommendations. Onyx maintains strict regulatory controls to mitigate any conflicts of interest including information barriers and restrictions on the undertaking of personal transactions in financial instruments.

Onyx is registered in England & Wales (company number 11472304) with its registered address at 95 Cromwell Road, Second Floor, London, United Kingdom, SW7 4DL. Onyx is authorised and regulated by the Financial Conduct Authority (FCA no. 822509).